




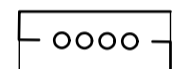
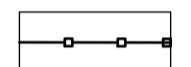


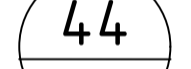


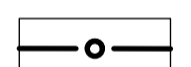


VERKLARING

-  VWA RIJD
-  RWA/DT RIJD
-  VWA INSPECTIEPUT
BETON 1000x1000mm T.P.V. BETON RIJD
KUNSTSTOF Ø800mm T.P.V. OVERIG RIJD
-  RWA INSPECTIEPUT
KUNSTSTOF Ø800mm
-  VWA HUSAANSLUITING PVC Ø125mm
INCLUSEF INLAAT EN ONTSTOPPINGSSTUK
-  BESCHOEIING OPENBAAR TERREIN
DOOR DERDEN
-  BESCHOEIING PARTICULIER TERREIN
DOOR DERDEN
-  RESERVERING NUTSTRACEE
BREED 2.00m
-  TOEKOMSTIGE HOOGTE
-  **44**
-1.45
BOUWNUMMER EN TOEKOMSTIG VLOERPEIL
-  -1.45
TOEKOMSTIG VLOERPEIL GARAGE
-  ERFGRENS
-  WERKGRENS

COÖRDINATENLIJST

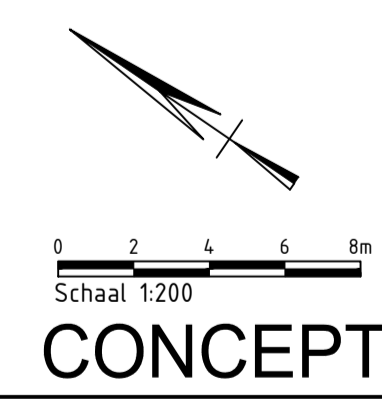
| PUNTNUMMER | Position X | Position Y |
|------------|------------|------------|
| 001 | 128525.757 | 508285.289 |
| 002 | 128522.335 | 508282.943 |
| 003 | 128540.315 | 508264.041 |
| 004 | 128538.504 | 508259.416 |
| 005 | 128535.979 | 508259.254 |
| 006 | 128532.089 | 508256.174 |
| 007 | 128512.520 | 508276.214 |
| 008 | 128528.815 | 508252.446 |
| 009 | 128525.923 | 508247.453 |
| 010 | 128521.460 | 508237.457 |
| 011 | 128518.523 | 508230.879 |
| 012 | 128514.918 | 508224.725 |
| 013 | 128510.057 | 508219.505 |
| 014 | 128503.882 | 508217.623 |
| 015 | 128498.328 | 508220.913 |
| 016 | 128485.189 | 508239.289 |
| 017 | 128473.234 | 508256.009 |
| 018 | 128471.839 | 508258.023 |
| 019 | 128459.080 | 508276.435 |
| 020 | 128471.641 | 508285.046 |
| 021 | 128482.099 | 508292.216 |
| 022 | 128494.765 | 508273.741 |
| 023 | 128491.466 | 508271.479 |
| 024 | 128504.472 | 508252.509 |
| 025 | 128509.008 | 508255.619 |
| 026 | 128500.526 | 508267.991 |

Maten in meters, tenzij anders aangegeven
Materialen in millimeters
Hoogtematen in meters t.o.v. N.A.P.

Ondraaggever
BPD ONTWIKKELING B.V.
Project
WATERRIJK FASE 3A
Onderdeel
VRIJE KAVELS 54 T/M 58
OVERZICHT

| | | | | | |
|-------------------------|---------------------------|-----------------|---------------------------------|-----------------------------------|----------------|
| Projectnummer 367481 | Tekeningnummer 304-L01 | Versie A | Datum van uitgave 01-06-2021 | Ontwerpfase Definitief ontwerp | Contractnummer |
| Bld L01 | Van 1 | Schaal 1:200 | Formaat A1-L (ISO) | Kantoor ALKMAAR | Get. W.L. |

www.sweco.nl
© Sweco Nederland B.V. Alle rechten voorbehouden



Schaal 1:200
CONCEPT



387481-304-TECHNISCHE TEKENING VRIJE KAVELS FASE 3A